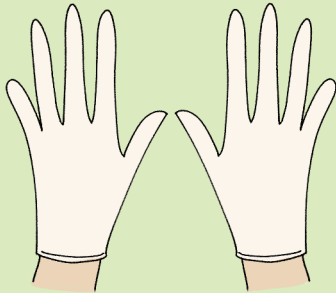


How to disinfect a surface

Contact CMOS for all your commercial cleaning needs - we take care of it



1




Wear gloves

2



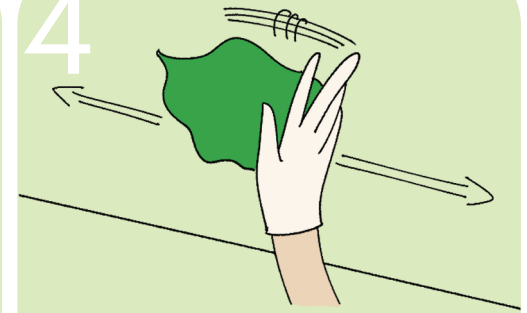
Dilute sanitiser as per instructions on the bottle. You can also use pre-diluted sanitiser from the supermarket

3




Spray surface
(fine mist setting)

4

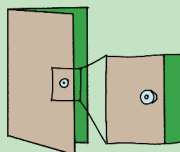


Wipe surface
(right to the edge)

High touch surfaces



Tables, benches & desks



Doorknobs



Lift buttons

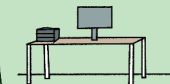


Light switches



Do not spray electronics directly

Cloth colours



Green for desks



Blue for kitchen



Red for bathroom

Wash your cloths with warm water if it gets dirty.

Tips for staying safe



Wash your hands regularly



Don't touch your face



Cough in your elbow



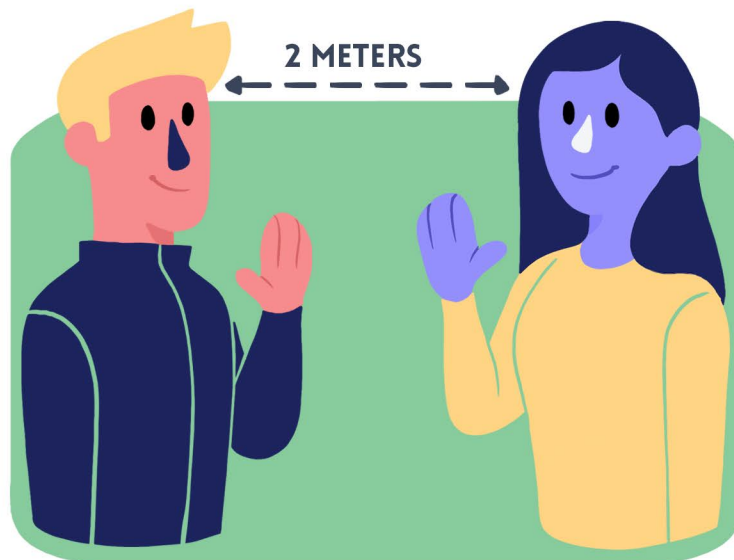
Tell us if you feel sick

CMOS.CO.NZ
0800 002 557



CMOS Guide to Maintaining a Hygienic Workplace

Practice safe social distancing



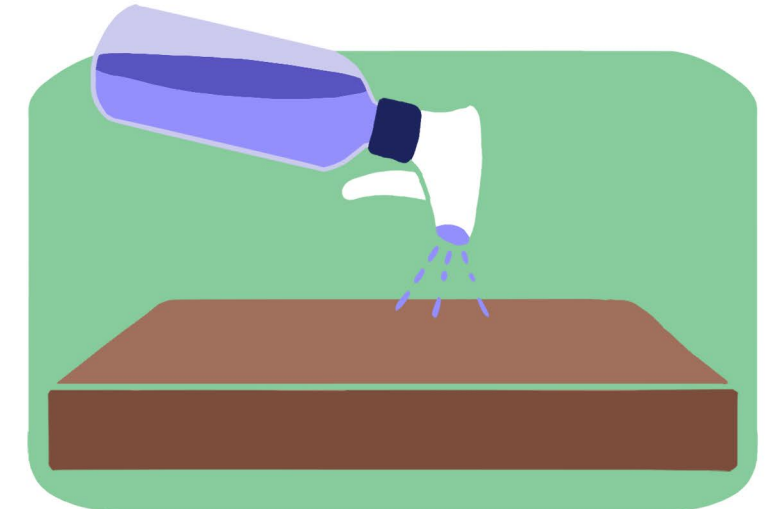
Stay home when you are sick



Sneeze/cough into your elbow



Disinfect high touch surfaces daily



Wash your hands regularly for 20 seconds



Avoid touching your face



Dispose of any tissues immediately



Avoid sharing food and drinks



Contact CMOS for all your commercial cleaning needs - we take care of it

CMOS.CO.NZ
0800 002 557

